



Dear Dean Rigmaiden

RE: FALL 2013 FACULTY CONFERENCE EVALUATION RESULTS

Here are the results of the FALL 2013 FACULTY CONFERENCE FEEDBACK (FAC_FDBCK2).

The report begins with legend explaining how to interpret general survey results. Scales are used to show respondents' rate of agreement/disagreement with various statements.

Please note that there was no abstention alternative designed for this survey.

The report lists the overall indicators followed by the individual average values of the scales mentioned above.

In the second part of the analysis the average values of all individual questions are listed.

To be more comprehensive, this report consists of both histograms (of scaled questions) and profiles to ease visual data interpretation. The last part of this report shares respondents' opinion about the conference.

If you have any further questions do not hesitate to contact the Office of Planning and Analysis (OPA) for Strategic Effectiveness.

Your Class Climate Administrator

Dean Rigmaiden

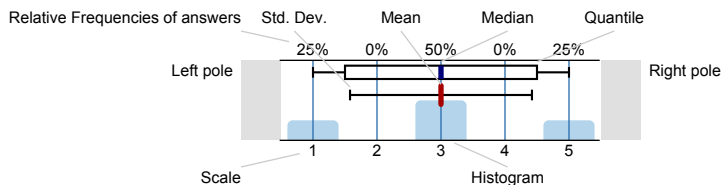
Fall 2013 Faculty Conference Feedback (Fac_Fdbck2)
No. of responses = 21



Survey Results

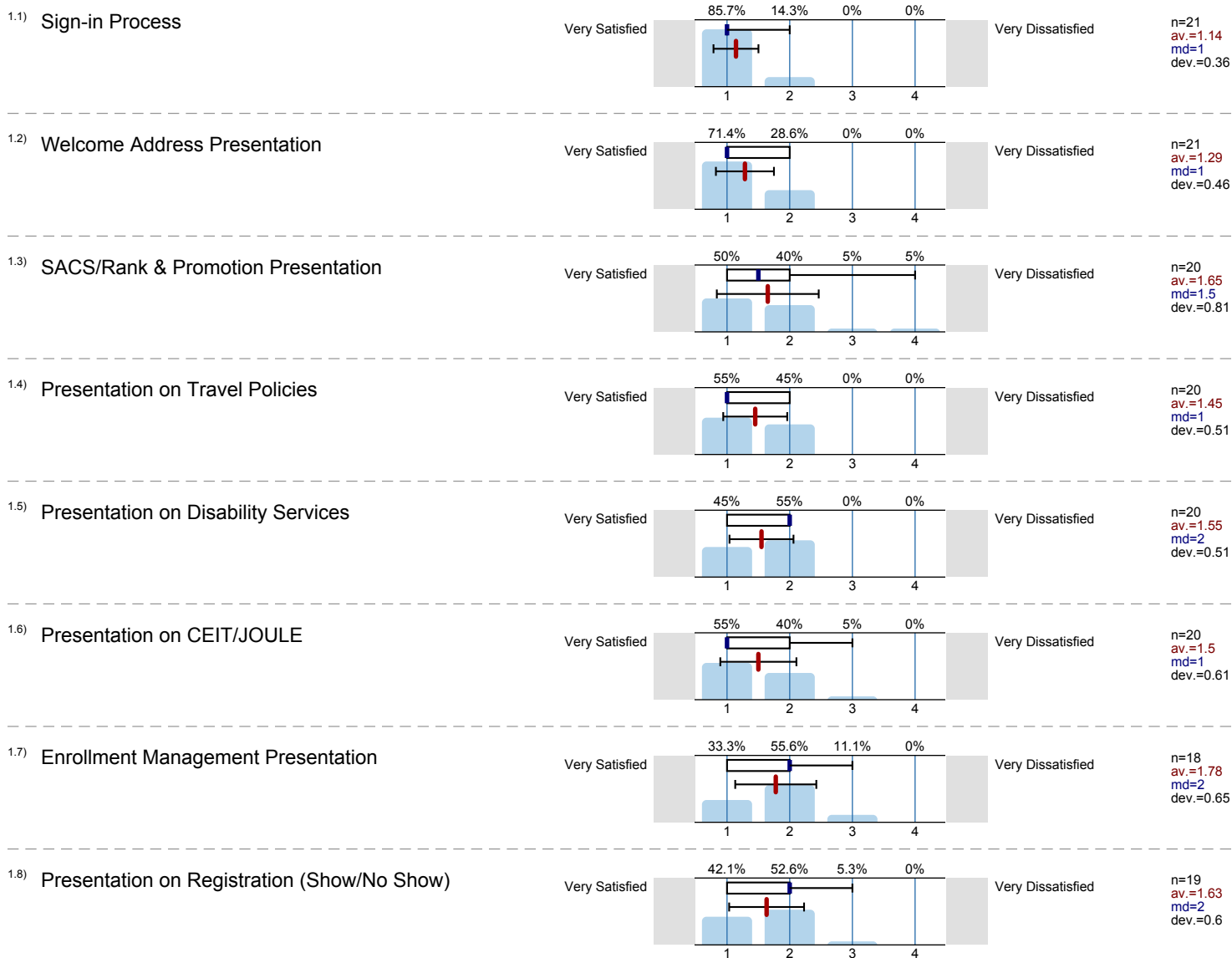
Legend

Question text

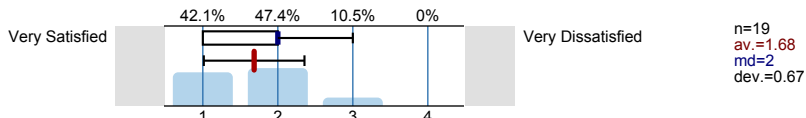


n=No. of responses
av.=Mean
md=Median
dev.=Std. Dev.
ab.=Abstention

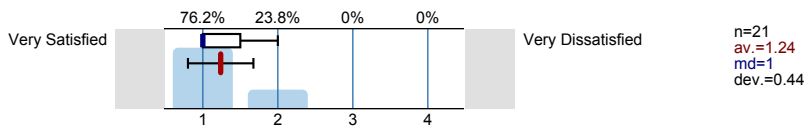
1. Please tell us how satisfied or dissatisfied you were with the following:



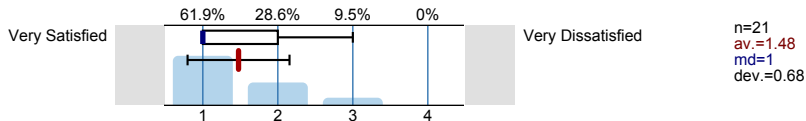
1.9) Presentation on Financial Aid (Satisfactory Academic Progress)



1.10) Conference Facilities

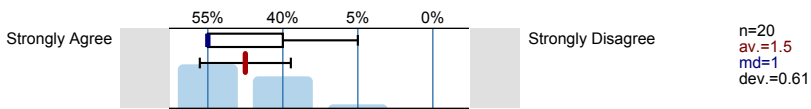


1.11) Continental breakfast & box lunch provided

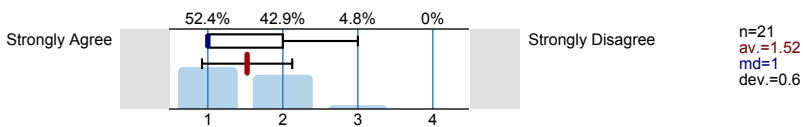


2. Please tell us how much you agree or disagree with the following statements:

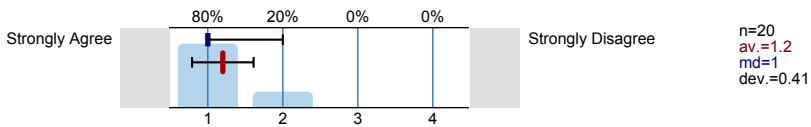
2.1) The content of the conference was informative



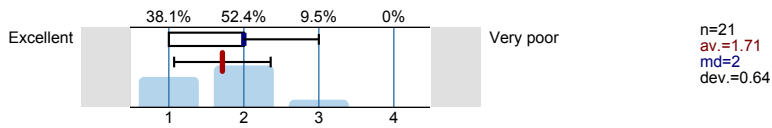
2.2) The conference was well organized



2.3) Conference organizers were helpful and courteous

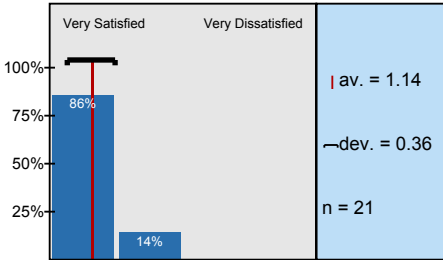


2.4) I would rate this conference as

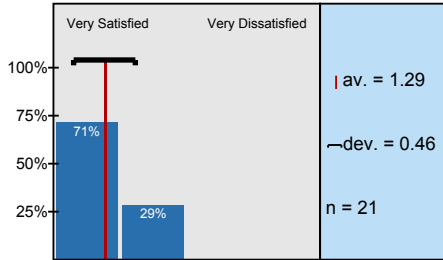


Histogram for scaled questions

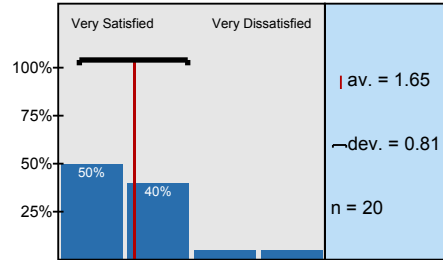
Sign-in Process



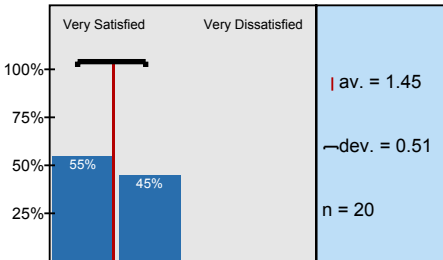
Welcome Address Presentation



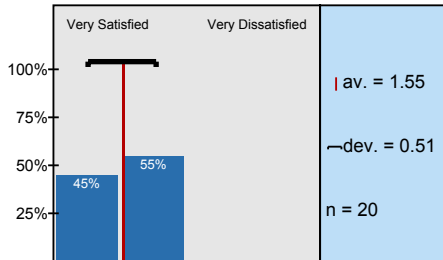
SACS/Rank & Promotion Presentation



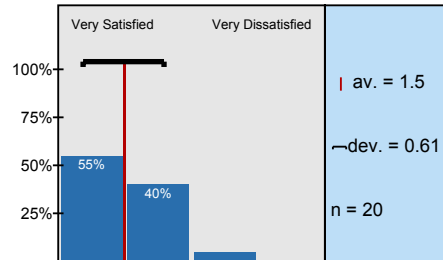
Presentation on Travel Policies



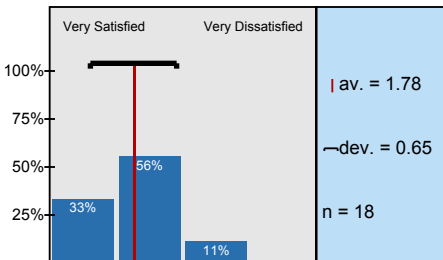
Presentation on Disability Services



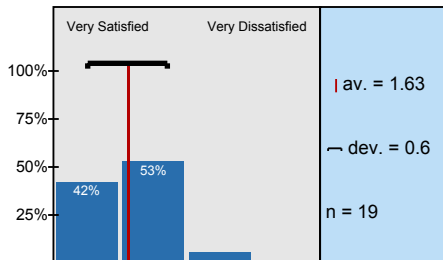
Presentation on CEIT/JOULE



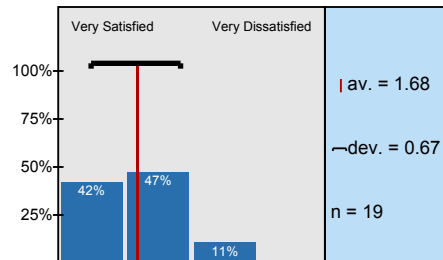
Enrollment Management Presentation



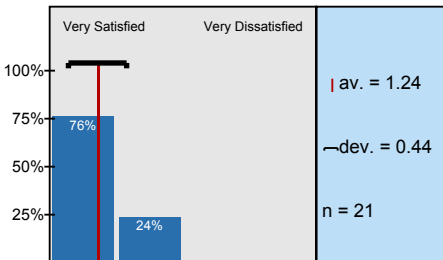
Presentation on Registration (Show/No Show)



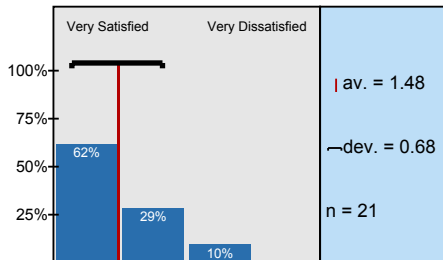
Presentation on Financial Aid (Satisfactory Academic Progress)



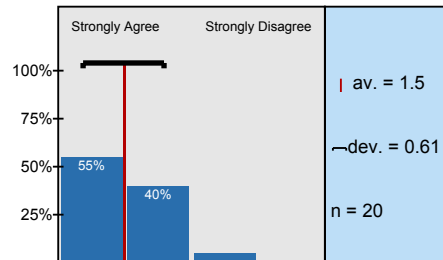
Conference Facilities



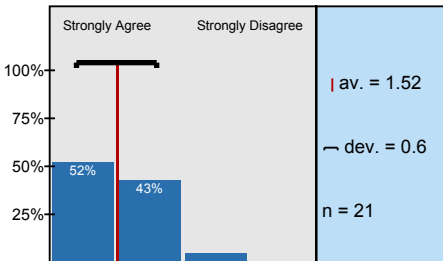
Continental breakfast & box lunch provided



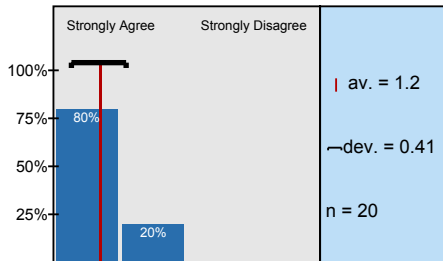
The content of the conference was informative



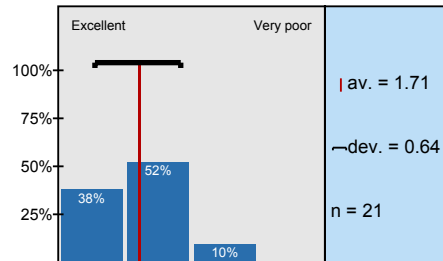
The conference was well organized



Conference organizers were helpful and courteous



I would rate this conference as



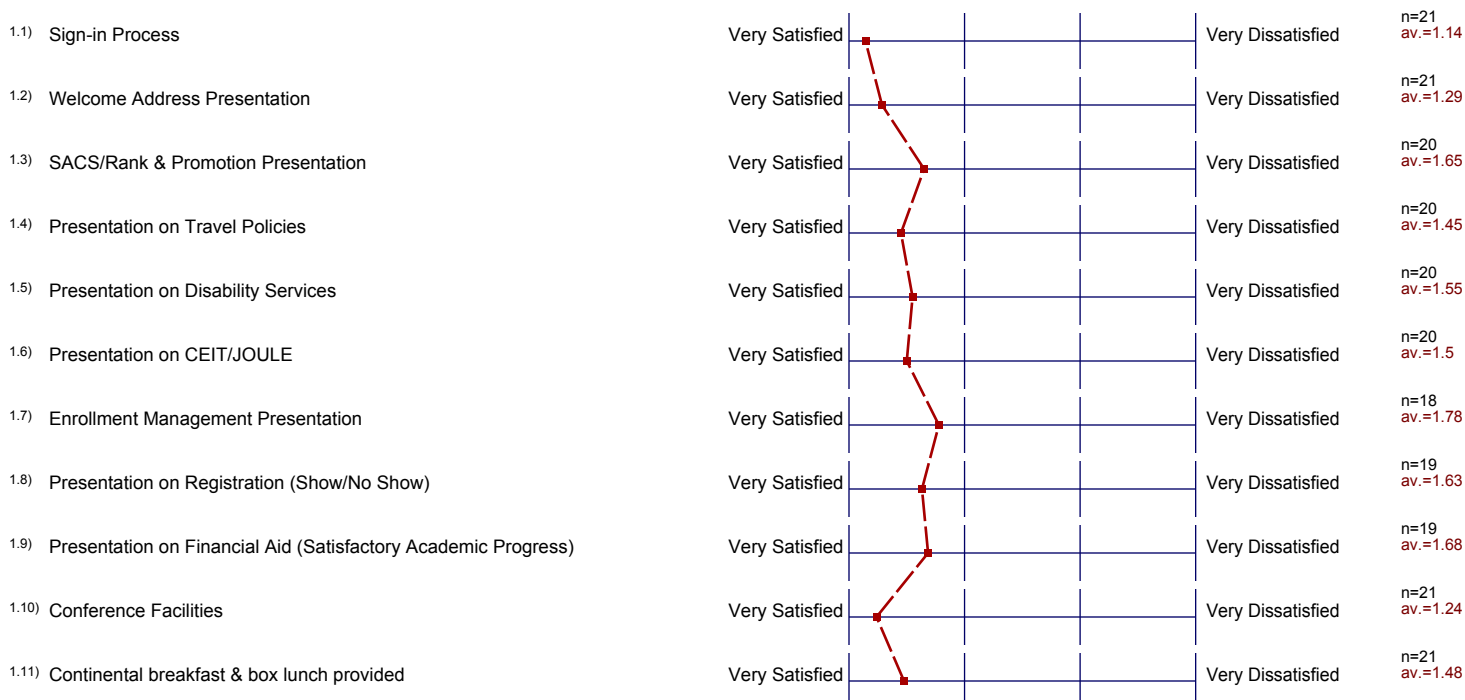
Profile

Subunit: FALL 12 FACULTY CONFERENCE FEEDBACK


Name of the instructor: Dean Rigmaiden

Name of the course: Fall 2013 Faculty Conference Feedback
(Name of the survey)

1. Please tell us how satisfied or dissatisfied you were with the following:



2. Please tell us how much you agree or disagree with the following statements:



Comments Report

3. Please share your opinion about the conference:

3.1) What sessions would you like to see included at future conferences?

- A motivational speaker
- "How To" with the academic probation forms.
- Faculty Support Services
- I miss the break out sessions.
- I would like hands-on workshops on advising and SAP's. I also think it would be helpful if we learned more about what each other did day to day.
- Institutional Advancement; Student Organizations and Faculty Involvement; Diversity
- It seems that all support services have been on the main agenda for the faculty conference except the Library and Learning Resource Center.
- Office of Civil Rights Greivance Procedures for faculty, staff, and students
- Promethean Board, if possible.

3.2) What did you like most about the conference?

- Dr. Aspinwall's presentation
- Each person introducing themselves and the continental breakfast and lunchof course.
- Food
- I liked that the Chancellor had everyone introduce themselves. I also liked his presentation.
- It did not tie up the entire day.
- Lunch
- Status of the college and the upcoming projects
- The flow.
- When Dr. Aspinwall invited everyone to introduce himself/herself. It showed that he thought we were all important, and it kind of helped us all get to know each other a little better. Also, Anna did a great job explaining SAP's.

3.3) What did you like least about the conference?

- Continental Breakfast
- It felt like there needed to be a break in the middle.
- The Director of Enrollment Management had very important information, but should have used some type of graphs to display a graphical representation.
- The breakfast was not that good. The coffee was lukewarm, and the pastries were a little dry. Bring back Street Breads!
- n/a

3.4) In what ways could this conference be improved?

- I believe it needs to be at least a full-day.
- I thought Carey Stickney was joking when she said she would speak for 30 minutes. Have sessions planned for after lunch.
- I would like some teambuilding exercises and some ways for us to get to know each other better. We know the people in our departments,

but we don't know the people across campus usually.
Overall, the conference was quite wonderful!

- I'd love to see the addition of breakout sessions. I especially like presentations given by other faculty/IT.
- More information handouts
- More tables
- Not sure
- Offer a couple of nice(not the little cheap prizes such as notepades or cups, maybe a IPad, Laptop, etc.) door prizes.
- more time for chancellor; more time for questions from faculty about our needs

^{3.5)} If you would like to volunteer in planning the Spring 2014 Faculty Conference, please fill in your contact e-mail address in the box below and /or contact: Dean Rigmaiden at mathilda.rigmaiden@sowela.edu.

- Susan Shaffer
susan.shaffer@sowela.edu