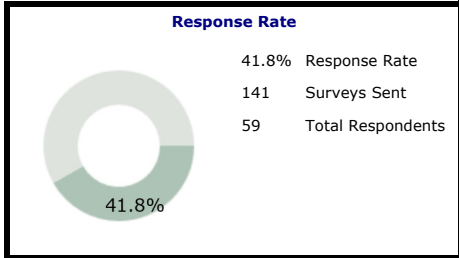



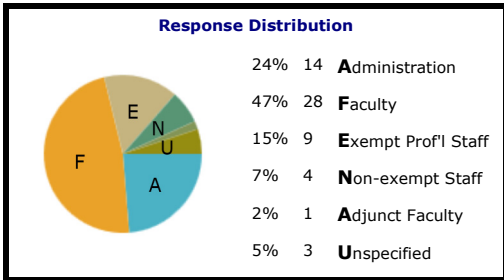
SOWELA Technical Community College
ModernThink Higher Education Insight Survey 2019
Topline Survey Results



	Poor 0% - 44%	Warrants Attention 45% - 54%	Fair to Mediocre 55% - 64%	Good 65% - 74%	Very Good to Excellent 75% - 100%
				2019 Honor Roll 3,000-9,999	2019 Carnegie Assoc
				2019	2018
Job Satisfaction/Support				85%	86%
Teaching Environment				80%	70%
Professional Development				79%	82%
Compensation, Benefits & Work/Life Balance				69%	77%
Facilities				82%	81%
Policies, Resources & Efficiency				71%	68%
Shared Governance				74%	72%
Pride				88%	89%
Supervisors/Department Chairs				85%	79%
Senior Leadership				80%	78%
Faculty, Administration & Staff Relations				78%	79%
Communication				75%	69%
Collaboration				77%	69%
Fairness				75%	70%
Respect & Appreciation				76%	78%
Survey Average				78%	76%
				83%	71%

*Results in the first one or two columns (two if you participated in the program last year) of the table reflect your institution's average percent positive for each survey dimension, that is, the percentage of your faculty and staff that responded "Strongly Agree" or "Agree" to the statements comprising each dimension.

**SOWELA Technical Community College
ModernThink Higher Education Insight Survey 2019
Topline Results by Job Category**



Poor 0% - 44%	Warrants Attention 45% - 54%	Fair to Mediocre 55% - 64%	Good 65% - 74%	Very Good to Excellent 75% - 100%
-------------------------	--	--------------------------------------	--------------------------	---

	OVERALL	Administration	Faculty	Exempt Prof'l Staff	Non-exempt Staff	Adjunct Faculty
Job Satisfaction/Support	85%	95%	83%	82%	*	*
Teaching Environment	80%	82%	77%	89%	*	*
Professional Development	79%	72%	82%	73%	*	*
Compensation, Benefits & Work/Life Balance	69%	74%	73%	64%	*	*
Facilities	82%	100%	74%	81%	*	*
Policies, Resources & Efficiency	71%	68%	73%	65%	*	*
Shared Governance	74%	80%	73%	74%	*	*
Pride	88%	90%	89%	85%	*	*
Supervisors/Department Chairs	85%	84%	86%	87%	*	*
Senior Leadership	80%	75%	85%	69%	*	*
Faculty, Administration & Staff Relations	78%	75%	84%	63%	*	*
Communication	75%	69%	77%	74%	*	*
Collaboration	77%	79%	77%	78%	*	*
Fairness	75%	78%	77%	73%	*	*
Respect & Appreciation	76%	71%	79%	72%	*	*
Survey Average	78%	79%	80%	75%	*	*

*Job Category response distributions have been rounded and may not total 100%. Please also note that data will not populate where there are fewer than five respondents.