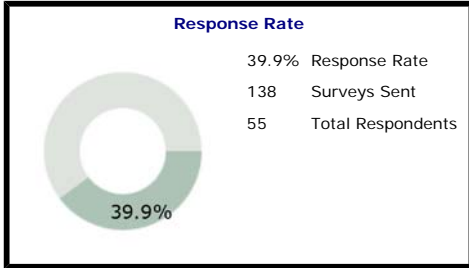



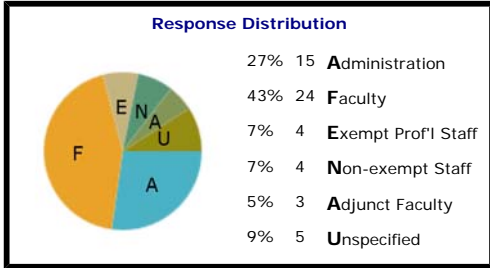

SOWELA Technical Community College
ModernThink Higher Education Insight Survey 2014
Topline Survey Results



	Poor 0% - 44%	Warrants Attention 45% - 54%	Fair to Mediocre 55% - 64%	Good 65% - 74%	Very Good to Excellent 75% - 100%
	OVERALL		2014 Honor Roll 3,000-9,999		2014 Carnegie Assoc
Job Satisfaction/Support		77%	87%	76%	
Teaching Environment		65%	81%	65%	
Professional Development		79%	87%	73%	
Compensation, Benefits & Work/Life Balance		72%	83%	74%	
Facilities		68%	86%	75%	
Policies, Resources & Efficiency		60%	77%	64%	
Shared Governance		68%	82%	63%	
Pride		91%	90%	79%	
Supervisors/Department Chairs		72%	85%	74%	
Senior Leadership		71%	81%	62%	
Faculty, Administration & Staff Relations		58%	80%	61%	
Communication		65%	76%	59%	
Collaboration		66%	79%	63%	
Fairness		67%	77%	63%	
Respect & Appreciation		63%	78%	66%	
Survey Average		70%	81%	68%	

*Results in the first one or two columns (two if participated in the program last year) of the table reflect your school's average percent positive for each survey dimension, that is, percentage of your faculty and staff that responded with "Strongly Agree" or "Agree" to the statements comprising each theme.

SOWELA Technical Community College
ModernThink Higher Education Insight Survey 2014
Topline Results by Job Category



Poor	Warrants Attention	Fair to Mediocre	Good	Very Good to Excellent
0% - 44%	45% - 54%	55% - 64%	65% - 74%	75% - 100%

	OVERALL	Administration	Faculty	Exempt Prof'l Staff	Non-exempt Staff	Adjunct Faculty
Job Satisfaction/Support	77%	68%	80%	*	*	*
Teaching Environment	65%	72%	59%	*	*	*
Professional Development	79%	83%	81%	*	*	*
Compensation, Benefits & Work/Life Balance	72%	74%	68%	*	*	*
Facilities	68%	76%	60%	*	*	*
Policies, Resources & Efficiency	60%	60%	58%	*	*	*
Shared Governance	68%	81%	58%	*	*	*
Pride	91%	93%	87%	*	*	*
Supervisors/Department Chairs	72%	67%	69%	*	*	*
Senior Leadership	71%	79%	67%	*	*	*
Faculty, Administration & Staff Relations	58%	59%	60%	*	*	*
Communication	65%	71%	66%	*	*	*
Collaboration	66%	74%	62%	*	*	*
Fairness	67%	72%	64%	*	*	*
Respect & Appreciation	63%	71%	57%	*	*	*
Survey Average	70%	73%	67%	*	*	*

*Job Category response distributions have been truncated and may not total 100%.